


Flexible

FX 07 Fixture Guide

KKDÖ

Indoor/Outdoor | Surface | Output up to 671lm/m (204lm/ft)



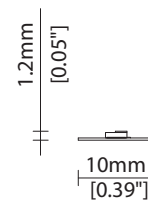
Key applications

- ✓ Architectural detail
- ✓ Backlighting & signage
- ✓ Bathrooms
- ✓ Cabinet & furniture
- ✓ Cove lighting
- ✓ Display case
- ✓ Hand rail
- ✓ Indirect lighting
- ✓ Interior
- ✓ Mirror back lighting
- ✓ Shelving display
- ✓ Wet area

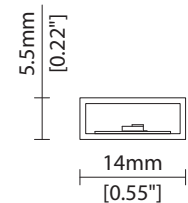
Key features

- ✓ Custom lengths
- ✓ Cutable (IP20)
- ✓ Constant Voltage (CV)
- ✓ Diffusion: spotting
- ✓ Extensive CCT range
- ✓ IP20 dry area
- ✓ IP65 water resistant

FX 07 IP20



FX 07 IP65



MOUNTING METHODS



KKCP-07 Side clip (IP20)



KKCP-08 Side clip (IP65)



KKBK-14 Silicone bracket (IP65)

Flexible

FX 07

Specification sheet



Dimensions	IP20: H1.2/W10/L125-7000mm (H0.05/W0.39/L4.92-275.59in) IP65: H5.5/W14/L127-7002mm (H0.22/W0.55/L5.00-275.67in)
PCB Cut-point	Power connection and cut points every 62.5mm (2.46in).
LED Pitch	10.4mm - 96LED/m (0.41in - 29LED/ft)
Chip	s-line k-line
Cover/Optics	No cover (110°)
CCT	s-line: 1900K/2100K/2300K/2500K/2700K/3000K/3500K/4000K/5000K, Single colours: Red/Green/Blue/Orange/Amber k-line: 1900K/2100K/2300K/2500K/2700K/3000K/3500K/4000K/5000K
LED binning	s-line: 2-step MacAdam ellipse k-line: 3-step MacAdam ellipse
CRI	≥ 90
Lifetime	50,000 hours @ 25°C (50,000 hours @ 77°F)
Operating temp	IP20: $T_a = -25$ to 50°C ($T_c \text{ max} = 57^\circ\text{C}$) $T_a = -13$ to 122°F ($T_c \text{ max} = 135^\circ\text{F}$) IP65: $T_a = -25$ to 50°C ($T_c \text{ max} = 57^\circ\text{C}$) $T_a = -13$ to 122°F ($T_c \text{ max} = 135^\circ\text{F}$)
IP Rating	IP20/65
Finish	Silicone Cover for IP65
Mounting	3M double sided tape (IP20), Surface mounting clips (IP65)
Min bend radius	IP20 = $\varnothing 20\text{mm}$ (0.79in)/IP65 = $\varnothing 35\text{mm}$ (1.38in)
Power feed	Hardwire tails or male/female connectors (IP20/IP65)
Control	0-10V/1-10V/DMX/DALI



LED Grading Key

Exclusive Grade

s s-line*
2-step CCT range

*KKDC tuned
CCT range

Base Grade

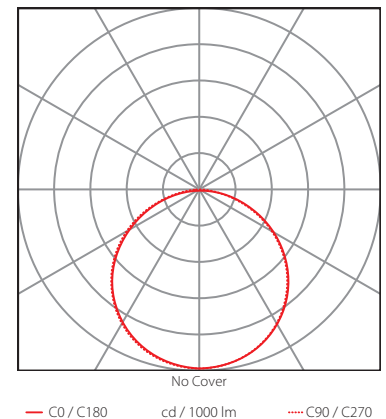
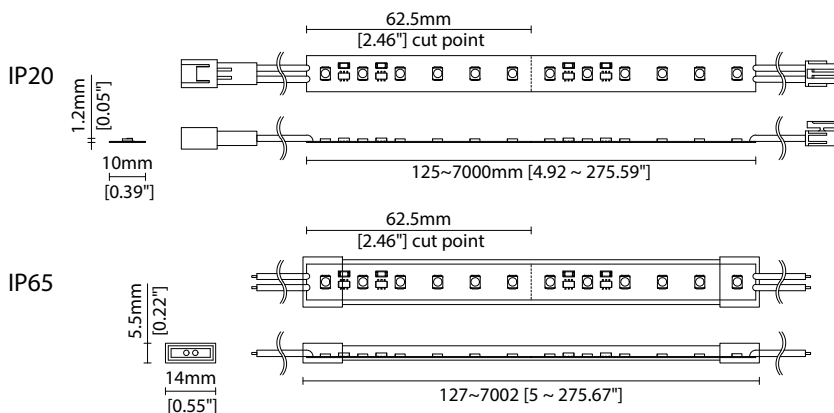
k k-line
3-step commercial range
Energy Star CCTs

Power consumption	Supply voltage	Supply current
7W/m (2.13W/ft)	24V DC	0.29A/m (0.09A/ft)

Performance Data (3000K)

	R1	R2	R3	R4	R5	R6	R7	R8	R9	R10	R11	R12	R13	R14
k-line	93	97	98	91	92	94	92	83	62	90	91	73	94	98

	No Cover				IP65				CRI	R9	Rf	Rg
s-line	671lm/m (204lm/ft) 95.8lm/W				643lm/m (196lm/ft) 91.9lm/W				93	63	-	-
k-line	633lm/m (193lm/ft) 90.4lm/W				607lm/m (185lm/ft) 86.7lm/W				92	62	-	-



Data derived from independent UKAS / IESNA LM-79-08 accredited testing of production samples.

FIXTURE

Model	Grade ¹	LED	Colour (CCT)	Length Availability ²	IP	Cable Length	Power Feed ³	Input							
FX 07	FX	s	R907	1900K	IP20	m	125-7000mm 62.5mm increments	IP20 20	50mm (1.97in) 0050	IP20 Single no sheath connector ⁴	S20X	DC 24V	g		
				2100K											
				2300K											
				2500K											
				2700K											
				3000K											
				3500K											
				4000K											
				5000K											
				RED										RED	s-only
				GREEN										GRN	
				BLUE										BLU	
				ORANGE										ORN	
AMBER	AMB														

¹ Refer to **LED Grading Key** on **Specification sheet** page

² Refer to **Length Availability List** or enter total run length instead of length code

³ Refer to **Power Feed Options** on **Options** pages

⁴ Not available for IP65

Code Example:

FX	-	s	-	R907	-	35	-	m	-	500	-	20	-	0050	-	D20X	-	g
FX 07				FX07		3500K		500mm		IP20		50mm (1.97in)		Double no sheath IP20 connector		DC 24V		

ACCESSORIES

Mounting Accessories

KKCP-07	Side clip (IP20)
KKCP-08	Side clip (IP65)
KKBK-14	Silicone bracket (IP65)

* Refer to **Mounting accessories** on **Accessories** pages

Connection Accessories

KKCN-01	2 PIN male & female 50mm (1.97in) pair
KKCN-03	2 PIN male & female 300mm (11.81in) pair
KKCN-06	2 PIN 300mm (11.81in) extension lead

* Refer to **Power feed** on **Accessories** pages

PSU/Driver

0-10V/1-10V/DALI/DMX

* Refer to **Driver/PSU Options** page for details or provide requirement and KKDC to offer the suitable option

LED ENGINE VARIANTS (LED STRIP TYPE)

Luminaire	LED	Lumen/m	Lumen/ft	W/m	W/ft	Spec Doc	Length	Increment
FX 07	R907	671	204	7	2.13	FX 07	IP20: 125-7000mm (4.92-275.59in) IP65: 127-7002mm (5.00-275.67in)	62.5mm (2.46in)
FX 14	R914	1285	392	14	4.27	FX 14	IP20: 125-4000mm (4.92-157.48in) IP65: 127-4002mm (5.00-157.56in)	62.5mm (2.46in)
FX 18	R918	1806	551	18	5.49	FX 18	IP20: 125-4000mm (4.92-157.48in) IP65: 127-4002mm (5.00-157.56in)	62.5mm (2.46in)
FX RGB	907	Red 140 Green 378 Blue 74 RGB 546	Red 43 Green 115 Blue 23 RGB 166	15.6	4.75	FX RGB	IP20: 167-2000mm (6.57-78.74in) IP65: 169-2002mm (5.00-78.82in)	83.3mm (3.27in)

* Performance data: s-line, no cover, 3000K

Flexible

FX 07 (IP20)

Length Availability List



Length Code		Fixture Length ¹		LED Strip ²		End Cap Dimension ³		Wattage (W)	Output (lm)
Metric	Imperial(US)	Metric	Imperial(US)	Metric	Imperial(US)	Metric	Imperial(US)		3000K (Test Data)
m0125	i0005	125mm	4.92in	125mm	4.92in	N/A	N/A	0.88	79
m0188	i0007	188mm	7.38in	188mm	7.38in	N/A	N/A	1.31	119
m0250	i0010	250mm	9.84in	250mm	9.84in	N/A	N/A	1.75	158
m0313	i0012	313mm	12.30in	313mm	12.30in	N/A	N/A	2.19	198
m0375	i0015	375mm	14.76in	375mm	14.76in	N/A	N/A	2.63	237
m0438	i0017	438mm	17.22in	438mm	17.22in	N/A	N/A	3.06	277
m0500	i0020	500mm	19.69in	500mm	19.69in	N/A	N/A	3.50	316
m0563	i0022	563mm	22.15in	563mm	22.15in	N/A	N/A	3.94	356
m0625	i0025	625mm	24.61in	625mm	24.61in	N/A	N/A	4.38	396
m0688	i0027	688mm	27.07in	688mm	27.07in	N/A	N/A	4.81	435
m0750	i0030	750mm	29.53in	750mm	29.53in	N/A	N/A	5.25	475
m0813	i0032	813mm	31.99in	813mm	31.99in	N/A	N/A	5.69	514
m0875	i0034	875mm	34.45in	875mm	34.45in	N/A	N/A	6.13	554
m0938	i0037	938mm	36.91in	938mm	36.91in	N/A	N/A	6.56	593
m1000	i0039	1000mm	39.37in	1000mm	39.37in	N/A	N/A	7.00	633
m1063	i0042	1063mm	41.83in	1063mm	41.83in	N/A	N/A	7.44	672
m1125	i0044	1125mm	44.29in	1125mm	44.29in	N/A	N/A	7.88	712
m1188	i0047	1188mm	46.75in	1188mm	46.75in	N/A	N/A	8.31	751
m1250	i0049	1250mm	49.21in	1250mm	49.21in	N/A	N/A	8.75	791
m1313	i0052	1313mm	51.67in	1313mm	51.67in	N/A	N/A	9.19	831
m1375	i0054	1375mm	54.13in	1375mm	54.13in	N/A	N/A	9.63	870
m1438	i0057	1438mm	56.59in	1438mm	56.59in	N/A	N/A	10.06	910
m1500	i0059	1500mm	59.06in	1500mm	59.06in	N/A	N/A	10.50	949
m1563	i0062	1563mm	61.52in	1563mm	61.52in	N/A	N/A	10.94	989
m1625	i0064	1625mm	63.98in	1625mm	63.98in	N/A	N/A	11.38	1028
m1688	i0066	1688mm	66.44in	1688mm	66.44in	N/A	N/A	11.81	1068
m1750	i0069	1750mm	68.90in	1750mm	68.90in	N/A	N/A	12.25	1107
m1813	i0071	1813mm	71.36in	1813mm	71.36in	N/A	N/A	12.69	1147
m1875	i0074	1875mm	73.82in	1875mm	73.82in	N/A	N/A	13.13	1187
m1938	i0076	1938mm	76.28in	1938mm	76.28in	N/A	N/A	13.56	1226
m2000	i0079	2000mm	78.74in	2000mm	78.74in	N/A	N/A	14.00	1266
m2063	i0081	2063mm	81.20in	2063mm	81.20in	N/A	N/A	14.44	1305
m2125	i0084	2125mm	83.66in	2125mm	83.66in	N/A	N/A	14.88	1345
m2188	i0086	2188mm	86.12in	2188mm	86.12in	N/A	N/A	15.31	1384
m2250	i0089	2250mm	88.58in	2250mm	88.58in	N/A	N/A	15.75	1424
m2313	i0091	2313mm	91.04in	2313mm	91.04in	N/A	N/A	16.19	1463
m2375	i0094	2375mm	93.50in	2375mm	93.50in	N/A	N/A	16.63	1503
m2438	i0096	2438mm	95.96in	2438mm	95.96in	N/A	N/A	17.06	1542
m2500	i0098	2500mm	98.43in	2500mm	98.43in	N/A	N/A	17.50	1582
m2563	i0101	2563mm	100.89in	2563mm	100.89in	N/A	N/A	17.94	1622
m2625	i0103	2625mm	103.35in	2625mm	103.35in	N/A	N/A	18.38	1661
m2688	i0106	2688mm	105.81in	2688mm	105.81in	N/A	N/A	18.81	1701
m2750	i0108	2750mm	108.27in	2750mm	108.27in	N/A	N/A	19.25	1740

Flexible

FX 07 (IP20) Length Availability List



Length Code		Fixture Length ¹		LED Strip ²		End Cap Dimension ³		Wattage (W)	Output (lm)
Metric	Imperial(US)	Metric	Imperial(US)	Metric	Imperial(US)	Metric	Imperial(US)		3000K (Test Data)
m2813	i0111	2813mm	110.73in	2813mm	110.73in	N/A	N/A	19.69	1780
m2875	i0113	2875mm	113.19in	2875mm	113.19in	N/A	N/A	20.13	1819
m2938	i0116	2938mm	115.65in	2938mm	115.65in	N/A	N/A	20.56	1859
m3000	i0118	3000mm	118.11in	3000mm	118.11in	N/A	N/A	21.00	1898
m3063	i0121	3063mm	120.57in	3063mm	120.57in	N/A	N/A	21.44	1938
m3125	i0123	3125mm	123.03in	3125mm	123.03in	N/A	N/A	21.88	1978
m3188	i0125	3188mm	125.49in	3188mm	125.49in	N/A	N/A	22.31	2017
m3250	i0128	3250mm	127.95in	3250mm	127.95in	N/A	N/A	22.75	2057
m3313	i0130	3313mm	130.41in	3313mm	130.41in	N/A	N/A	23.19	2096
m3375	i0133	3375mm	132.87in	3375mm	132.87in	N/A	N/A	23.63	2136
m3438	i0135	3438mm	135.33in	3438mm	135.33in	N/A	N/A	24.06	2175
m3500	i0138	3500mm	137.80in	3500mm	137.80in	N/A	N/A	24.50	2215
m3563	i0140	3563mm	140.26in	3563mm	140.26in	N/A	N/A	24.94	2254
m3625	i0143	3625mm	142.72in	3625mm	142.72in	N/A	N/A	25.38	2294
m3688	i0145	3688mm	145.18in	3688mm	145.18in	N/A	N/A	25.81	2333
m3750	i0148	3750mm	147.64in	3750mm	147.64in	N/A	N/A	26.25	2373
m3813	i0150	3813mm	150.10in	3813mm	150.10in	N/A	N/A	26.69	2413
m3875	i0153	3875mm	152.56in	3875mm	152.56in	N/A	N/A	27.13	2452
m3938	i0155	3938mm	155.02in	3938mm	155.02in	N/A	N/A	27.56	2492
m4000	i0157	4000mm	157.48in	4000mm	157.48in	N/A	N/A	28.00	2531
m4063	i0160	4063mm	159.94in	4063mm	159.94in	N/A	N/A	28.44	2571
m4125	i0162	4125mm	162.40in	4125mm	162.40in	N/A	N/A	28.88	2610
m4188	i0165	4188mm	164.86in	4188mm	164.86in	N/A	N/A	29.31	2650
m4250	i0167	4250mm	167.32in	4250mm	167.32in	N/A	N/A	29.75	2689
m4313	i0170	4313mm	169.78in	4313mm	169.78in	N/A	N/A	30.19	2729
m4375	i0172	4375mm	172.24in	4375mm	172.24in	N/A	N/A	30.63	2769
m4438	i0175	4438mm	174.70in	4438mm	174.70in	N/A	N/A	31.06	2808
m4500	i0177	4500mm	177.17in	4500mm	177.17in	N/A	N/A	31.50	2848
m4563	i0180	4563mm	179.63in	4563mm	179.63in	N/A	N/A	31.94	2887
m4625	i0182	4625mm	182.09in	4625mm	182.09in	N/A	N/A	32.38	2927
m4688	i0185	4688mm	184.55in	4688mm	184.55in	N/A	N/A	32.81	2966
m4750	i0187	4750mm	187.01in	4750mm	187.01in	N/A	N/A	33.25	3006
m4813	i0189	4813mm	189.47in	4813mm	189.47in	N/A	N/A	33.69	3045
m4875	i0192	4875mm	191.93in	4875mm	191.93in	N/A	N/A	34.13	3085
m4938	i0194	4938mm	194.39in	4938mm	194.39in	N/A	N/A	34.56	3124
m5000	i0197	5000mm	196.85in	5000mm	196.85in	N/A	N/A	35.00	3164
m5063	i0199	5063mm	199.31in	5063mm	199.31in	N/A	N/A	35.44	3204
m5125	i0202	5125mm	201.77in	5125mm	201.77in	N/A	N/A	35.88	3243
m5188	i0204	5188mm	204.23in	5188mm	204.23in	N/A	N/A	36.31	3283
m5250	i0207	5250mm	206.69in	5250mm	206.69in	N/A	N/A	36.75	3322
m5313	i0209	5313mm	209.15in	5313mm	209.15in	N/A	N/A	37.19	3362
m5375	i0212	5375mm	211.61in	5375mm	211.61in	N/A	N/A	37.63	3401
m5438	i0214	5438mm	214.07in	5438mm	214.07in	N/A	N/A	38.06	3441

Flexible

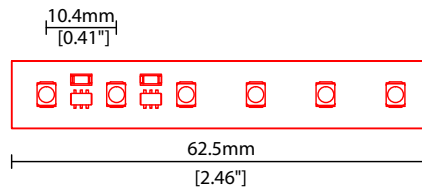
FX 07 (IP20) Length Availability List

KKDC

Length Code		Fixture Length ¹		LED Strip ²		End Cap Dimension ³		Wattage (W)	Output (lm)
Metric	Imperial(US)	Metric	Imperial(US)	Metric	Imperial(US)	Metric	Imperial(US)		3000K (Test Data)
m5500	i0217	5500mm	216.54in	5500mm	216.54in	N/A	N/A	38.50	3480
m5563	i0219	5563mm	219.00in	5563mm	219.00in	N/A	N/A	38.94	3520
m5625	i0221	5625mm	221.46in	5625mm	221.46in	N/A	N/A	39.38	3560
m5688	i0224	5688mm	223.92in	5688mm	223.92in	N/A	N/A	39.81	3599
m5750	i0226	5750mm	226.38in	5750mm	226.38in	N/A	N/A	40.25	3639
m5813	i0229	5813mm	228.84in	5813mm	228.84in	N/A	N/A	40.69	3678
m5875	i0231	5875mm	231.30in	5875mm	231.30in	N/A	N/A	41.13	3718
m5938	i0234	5938mm	233.76in	5938mm	233.76in	N/A	N/A	41.56	3757
m6000	i0236	6000mm	236.22in	6000mm	236.22in	N/A	N/A	42.00	3797
m6063	i0239	6063mm	238.68in	6063mm	238.68in	N/A	N/A	42.44	3836
m6125	i0241	6125mm	241.14in	6125mm	241.14in	N/A	N/A	42.88	3876
m6188	i0244	6188mm	243.60in	6188mm	243.60in	N/A	N/A	43.31	3915
m6250	i0246	6250mm	246.06in	6250mm	246.06in	N/A	N/A	43.75	3955
m6313	i0249	6313mm	248.52in	6313mm	248.52in	N/A	N/A	44.19	3995
m6375	i0251	6375mm	250.98in	6375mm	250.98in	N/A	N/A	44.63	4034
m6438	i0253	6438mm	253.44in	6438mm	253.44in	N/A	N/A	45.06	4074
m6500	i0256	6500mm	255.91in	6500mm	255.91in	N/A	N/A	45.50	4113
m6563	i0258	6563mm	258.37in	6563mm	258.37in	N/A	N/A	45.94	4153
m6625	i0261	6625mm	260.83in	6625mm	260.83in	N/A	N/A	46.38	4192
m6688	i0263	6688mm	263.29in	6688mm	263.29in	N/A	N/A	46.81	4232
m6750	i0266	6750mm	265.75in	6750mm	265.75in	N/A	N/A	47.25	4271
m6813	i0268	6813mm	268.21in	6813mm	268.21in	N/A	N/A	47.69	4311
m6875	i0271	6875mm	270.67in	6875mm	270.67in	N/A	N/A	48.13	4351
m6938	i0273	6938mm	273.13in	6938mm	273.13in	N/A	N/A	48.56	4390
m7000	i0276	7000mm	275.59in	7000mm	275.59in	N/A	N/A	49.00	4430

¹ Actual total overall length of light fixture (LED strip + end caps + void/wire hole)

² Actual length of PCB strip



Note: 125mm is the minimum order length

Flexible

FX 07 (IP65)

Length Availability List



Length Code		Fixture Length ¹		LED Strip ²		End Cap Dimension ³		Wattage (W)	Output (lm)
Metric	Imperial(US)	Metric	Imperial(US)	Metric	Imperial(US)	Metric	Imperial(US)		3000K (Test Data)
m0125	i0005	125mm	4.92in	125mm	4.92in	N/A	N/A	0.88	79
m0188	i0007	188mm	7.38in	188mm	7.38in	N/A	N/A	1.31	119
m0250	i0010	250mm	9.84in	250mm	9.84in	N/A	N/A	1.75	158
m0313	i0012	313mm	12.30in	313mm	12.30in	N/A	N/A	2.19	198
m0375	i0015	375mm	14.76in	375mm	14.76in	N/A	N/A	2.63	237
m0438	i0017	438mm	17.22in	438mm	17.22in	N/A	N/A	3.06	277
m0500	i0020	500mm	19.69in	500mm	19.69in	N/A	N/A	3.50	316
m0563	i0022	563mm	22.15in	563mm	22.15in	N/A	N/A	3.94	356
m0625	i0025	625mm	24.61in	625mm	24.61in	N/A	N/A	4.38	396
m0688	i0027	688mm	27.07in	688mm	27.07in	N/A	N/A	4.81	435
m0750	i0030	750mm	29.53in	750mm	29.53in	N/A	N/A	5.25	475
m0813	i0032	813mm	31.99in	813mm	31.99in	N/A	N/A	5.69	514
m0875	i0034	875mm	34.45in	875mm	34.45in	N/A	N/A	6.13	554
m0938	i0037	938mm	36.91in	938mm	36.91in	N/A	N/A	6.56	593
m1000	i0039	1000mm	39.37in	1000mm	39.37in	N/A	N/A	7.00	633
m1063	i0042	1063mm	41.83in	1063mm	41.83in	N/A	N/A	7.44	672
m1125	i0044	1125mm	44.29in	1125mm	44.29in	N/A	N/A	7.88	712
m1188	i0047	1188mm	46.75in	1188mm	46.75in	N/A	N/A	8.31	751
m1250	i0049	1250mm	49.21in	1250mm	49.21in	N/A	N/A	8.75	791
m1313	i0052	1313mm	51.67in	1313mm	51.67in	N/A	N/A	9.19	831
m1375	i0054	1375mm	54.13in	1375mm	54.13in	N/A	N/A	9.63	870
m1438	i0057	1438mm	56.59in	1438mm	56.59in	N/A	N/A	10.06	910
m1500	i0059	1500mm	59.06in	1500mm	59.06in	N/A	N/A	10.50	949
m1563	i0062	1563mm	61.52in	1563mm	61.52in	N/A	N/A	10.94	989
m1625	i0064	1625mm	63.98in	1625mm	63.98in	N/A	N/A	11.38	1028
m1688	i0066	1688mm	66.44in	1688mm	66.44in	N/A	N/A	11.81	1068
m1750	i0069	1750mm	68.90in	1750mm	68.90in	N/A	N/A	12.25	1107
m1813	i0071	1813mm	71.36in	1813mm	71.36in	N/A	N/A	12.69	1147
m1875	i0074	1875mm	73.82in	1875mm	73.82in	N/A	N/A	13.13	1187
m1938	i0076	1938mm	76.28in	1938mm	76.28in	N/A	N/A	13.56	1226
m2000	i0079	2000mm	78.74in	2000mm	78.74in	N/A	N/A	14.00	1266
m2063	i0081	2063mm	81.20in	2063mm	81.20in	N/A	N/A	14.44	1305
m2125	i0084	2125mm	83.66in	2125mm	83.66in	N/A	N/A	14.88	1345
m2188	i0086	2188mm	86.12in	2188mm	86.12in	N/A	N/A	15.31	1384
m2250	i0089	2250mm	88.58in	2250mm	88.58in	N/A	N/A	15.75	1424
m2313	i0091	2313mm	91.04in	2313mm	91.04in	N/A	N/A	16.19	1463
m2375	i0094	2375mm	93.50in	2375mm	93.50in	N/A	N/A	16.63	1503
m2438	i0096	2438mm	95.96in	2438mm	95.96in	N/A	N/A	17.06	1542
m2500	i0098	2500mm	98.43in	2500mm	98.43in	N/A	N/A	17.50	1582
m2563	i0101	2563mm	100.89in	2563mm	100.89in	N/A	N/A	17.94	1622
m2625	i0103	2625mm	103.35in	2625mm	103.35in	N/A	N/A	18.38	1661
m2688	i0106	2688mm	105.81in	2688mm	105.81in	N/A	N/A	18.81	1701
m2750	i0108	2750mm	108.27in	2750mm	108.27in	N/A	N/A	19.25	1740

Flexible

FX 07 (IP65)

Length Availability List



Length Code		Fixture Length ¹		LED Strip ²		End Cap Dimension ³		Wattage (W)	Output (lm)
Metric	Imperial(US)	Metric	Imperial(US)	Metric	Imperial(US)	Metric	Imperial(US)		3000K (Test Data)
m2813	i0111	2813mm	110.73in	2813mm	110.73in	N/A	N/A	19.69	1780
m2875	i0113	2875mm	113.19in	2875mm	113.19in	N/A	N/A	20.13	1819
m2938	i0116	2938mm	115.65in	2938mm	115.65in	N/A	N/A	20.56	1859
m3000	i0118	3000mm	118.11in	3000mm	118.11in	N/A	N/A	21.00	1898
m3063	i0121	3063mm	120.57in	3063mm	120.57in	N/A	N/A	21.44	1938
m3125	i0123	3125mm	123.03in	3125mm	123.03in	N/A	N/A	21.88	1978
m3188	i0125	3188mm	125.49in	3188mm	125.49in	N/A	N/A	22.31	2017
m3250	i0128	3250mm	127.95in	3250mm	127.95in	N/A	N/A	22.75	2057
m3313	i0130	3313mm	130.41in	3313mm	130.41in	N/A	N/A	23.19	2096
m3375	i0133	3375mm	132.87in	3375mm	132.87in	N/A	N/A	23.63	2136
m3438	i0135	3438mm	135.33in	3438mm	135.33in	N/A	N/A	24.06	2175
m3500	i0138	3500mm	137.80in	3500mm	137.80in	N/A	N/A	24.50	2215
m3563	i0140	3563mm	140.26in	3563mm	140.26in	N/A	N/A	24.94	2254
m3625	i0143	3625mm	142.72in	3625mm	142.72in	N/A	N/A	25.38	2294
m3688	i0145	3688mm	145.18in	3688mm	145.18in	N/A	N/A	25.81	2333
m3750	i0148	3750mm	147.64in	3750mm	147.64in	N/A	N/A	26.25	2373
m3813	i0150	3813mm	150.10in	3813mm	150.10in	N/A	N/A	26.69	2413
m3875	i0153	3875mm	152.56in	3875mm	152.56in	N/A	N/A	27.13	2452
m3938	i0155	3938mm	155.02in	3938mm	155.02in	N/A	N/A	27.56	2492
m4000	i0157	4000mm	157.48in	4000mm	157.48in	N/A	N/A	28.00	2531
m4063	i0160	4063mm	159.94in	4063mm	159.94in	N/A	N/A	28.44	2571
m4125	i0162	4125mm	162.40in	4125mm	162.40in	N/A	N/A	28.88	2610
m4188	i0165	4188mm	164.86in	4188mm	164.86in	N/A	N/A	29.31	2650
m4250	i0167	4250mm	167.32in	4250mm	167.32in	N/A	N/A	29.75	2689
m4313	i0170	4313mm	169.78in	4313mm	169.78in	N/A	N/A	30.19	2729
m4375	i0172	4375mm	172.24in	4375mm	172.24in	N/A	N/A	30.63	2769
m4438	i0175	4438mm	174.70in	4438mm	174.70in	N/A	N/A	31.06	2808
m4500	i0177	4500mm	177.17in	4500mm	177.17in	N/A	N/A	31.50	2848
m4563	i0180	4563mm	179.63in	4563mm	179.63in	N/A	N/A	31.94	2887
m4625	i0182	4625mm	182.09in	4625mm	182.09in	N/A	N/A	32.38	2927
m4688	i0185	4688mm	184.55in	4688mm	184.55in	N/A	N/A	32.81	2966
m4750	i0187	4750mm	187.01in	4750mm	187.01in	N/A	N/A	33.25	3006
m4813	i0189	4813mm	189.47in	4813mm	189.47in	N/A	N/A	33.69	3045
m4875	i0192	4875mm	191.93in	4875mm	191.93in	N/A	N/A	34.13	3085
m4938	i0194	4938mm	194.39in	4938mm	194.39in	N/A	N/A	34.56	3124
m5000	i0197	5000mm	196.85in	5000mm	196.85in	N/A	N/A	35.00	3164
m5063	i0199	5063mm	199.31in	5063mm	199.31in	N/A	N/A	35.44	3204
m5125	i0202	5125mm	201.77in	5125mm	201.77in	N/A	N/A	35.88	3243
m5188	i0204	5188mm	204.23in	5188mm	204.23in	N/A	N/A	36.31	3283
m5250	i0207	5250mm	206.69in	5250mm	206.69in	N/A	N/A	36.75	3322
m5313	i0209	5313mm	209.15in	5313mm	209.15in	N/A	N/A	37.19	3362
m5375	i0212	5375mm	211.61in	5375mm	211.61in	N/A	N/A	37.63	3401
m5438	i0214	5438mm	214.07in	5438mm	214.07in	N/A	N/A	38.06	3441

Flexible

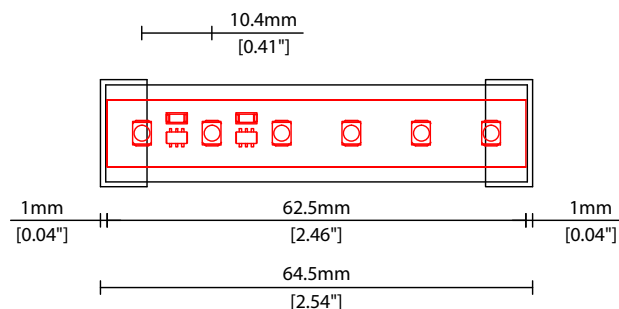
FX 07 (IP65) Length Availability List

KKDC

Length Code		Fixture Length ¹		LED Strip ²		End Cap Dimension ³		Wattage (W)	Output (lm)
Metric	Imperial(US)	Metric	Imperial(US)	Metric	Imperial(US)	Metric	Imperial(US)		3000K (Test Data)
m5500	i0217	5500mm	216.54in	5500mm	216.54in	N/A	N/A	38.50	3480
m5563	i0219	5563mm	219.00in	5563mm	219.00in	N/A	N/A	38.94	3520
m5625	i0221	5625mm	221.46in	5625mm	221.46in	N/A	N/A	39.38	3560
m5688	i0224	5688mm	223.92in	5688mm	223.92in	N/A	N/A	39.81	3599
m5750	i0226	5750mm	226.38in	5750mm	226.38in	N/A	N/A	40.25	3639
m5813	i0229	5813mm	228.84in	5813mm	228.84in	N/A	N/A	40.69	3678
m5875	i0231	5875mm	231.30in	5875mm	231.30in	N/A	N/A	41.13	3718
m5938	i0234	5938mm	233.76in	5938mm	233.76in	N/A	N/A	41.56	3757
m6000	i0236	6000mm	236.22in	6000mm	236.22in	N/A	N/A	42.00	3797
m6063	i0239	6063mm	238.68in	6063mm	238.68in	N/A	N/A	42.44	3836
m6125	i0241	6125mm	241.14in	6125mm	241.14in	N/A	N/A	42.88	3876
m6188	i0244	6188mm	243.60in	6188mm	243.60in	N/A	N/A	43.31	3915
m6250	i0246	6250mm	246.06in	6250mm	246.06in	N/A	N/A	43.75	3955
m6313	i0249	6313mm	248.52in	6313mm	248.52in	N/A	N/A	44.19	3995
m6375	i0251	6375mm	250.98in	6375mm	250.98in	N/A	N/A	44.63	4034
m6438	i0253	6438mm	253.44in	6438mm	253.44in	N/A	N/A	45.06	4074
m6500	i0256	6500mm	255.91in	6500mm	255.91in	N/A	N/A	45.50	4113
m6563	i0258	6563mm	258.37in	6563mm	258.37in	N/A	N/A	45.94	4153
m6625	i0261	6625mm	260.83in	6625mm	260.83in	N/A	N/A	46.38	4192
m6688	i0263	6688mm	263.29in	6688mm	263.29in	N/A	N/A	46.81	4232
m6750	i0266	6750mm	265.75in	6750mm	265.75in	N/A	N/A	47.25	4271
m6813	i0268	6813mm	268.21in	6813mm	268.21in	N/A	N/A	47.69	4311
m6875	i0271	6875mm	270.67in	6875mm	270.67in	N/A	N/A	48.13	4351
m6938	i0273	6938mm	273.13in	6938mm	273.13in	N/A	N/A	48.56	4390
m7000	i0276	7000mm	275.59in	7000mm	275.59in	N/A	N/A	49.00	4430

¹ Actual total overall length of light fixture (LED strip + end caps + void/wire hole)

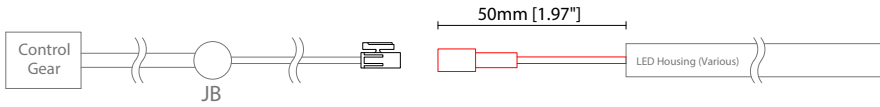
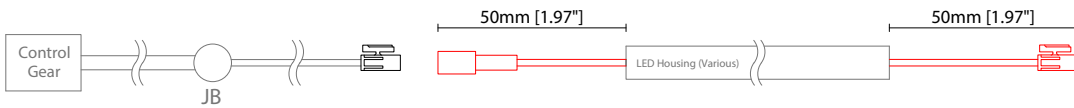
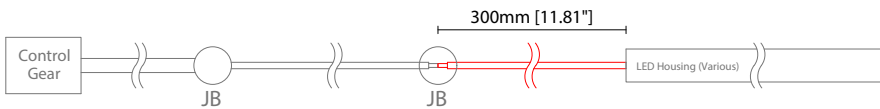
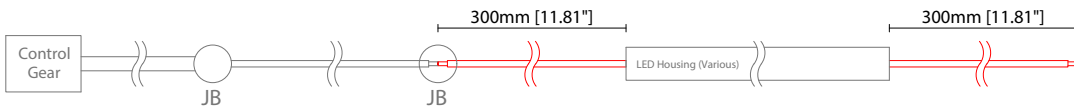
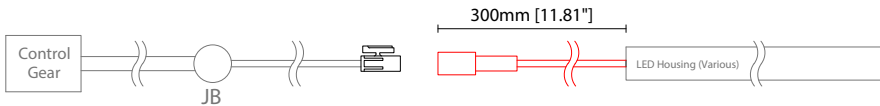
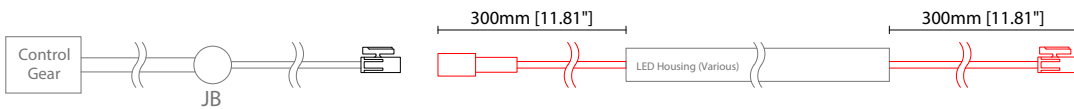
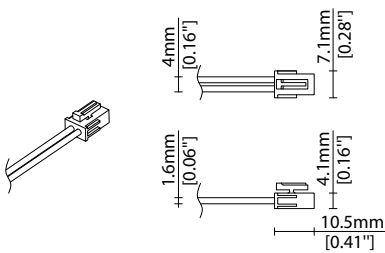
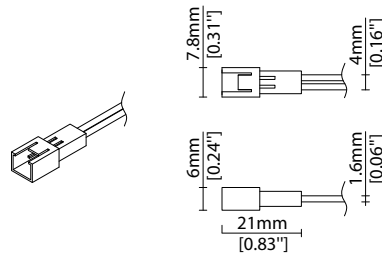
² Actual length of PCB strip



Note: 127mm is the minimum order length

POWER FEED OPTIONS

* Options are an integral part of the fixture ordering codes. Please refer to **Code Table** pages.

0050 S20X 50mm (1.97") Single no sheath IP20 connector**0050 D20X 50mm (1.97") Double no sheath IP20 connector****0300 S00X 300mm (11.81") Single no sheath tail****0300 D00X 300mm (11.81") Double no sheath tail****0300 S20X 300mm (11.81") Single no sheath IP20 connector****0300 D20X 300mm (11.81") Double no sheath IP20 connector****2 Pin Female Connector****2 Pin Male Connector**

Red DC24V (+)
Black DC24V (-)

Key

Control Gear Power supply, sub-controllers & control systems

JB Junction box / cable connection

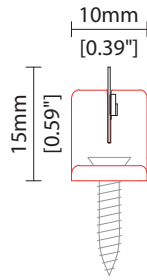
MOUNTING ACCESSORIES

Note: Accessories are to be ordered separately with corresponding code shown below.



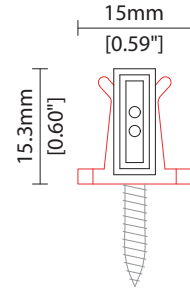
KKCP-07

Side clip
(allow 4 per metre/40in)
White plastic
L10/W10/H15mm
(L0.39/W0.39/H0.59")



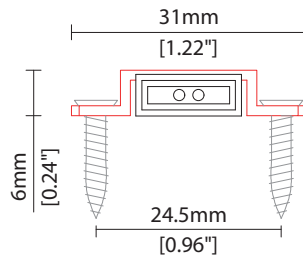
KKCP-08

IP65 side clip
(allow 4 per metre/40in)
Clear plastic
L20/W15/H15.3mm
(L0.78/W0.59/H0.6")

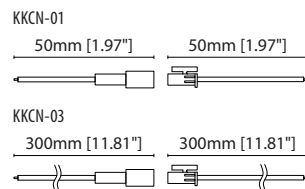


KKBK-14

IP65 silicone bracket
(allow 4 per metre/40in)
Translucent silicone
L6/W31/H6mm
(L0.24/W1.22/H0.24")



POWER FEED

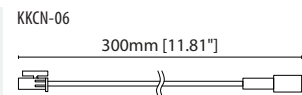


KKCN-01 50mm (1.97in) pair
KKCN-03 300mm (11.81in) pair
2 PIN male + female connector set



KKCN-06

2 PIN 300mm (11.81in) extension lead



Flexible

FX 07 Accessories

KKDC

KKDC CONTROL



IP20
Plastic housing
L170/W59/H29mm
(L6.69/W2.32/H1.14in)

KKDM-06 1-10V
visDIM dimmable sub-controller
(4 x 8A max @ 12-36V)



IP20
Plastic housing
L170/W53.4/H28mm
(L6.69/W2.10/H1.10in)

KKSC-05 DMX
visDIM dimmable sub-controller
(4 x 5A max @ 12-36V)



IP20
Plastic housing
L170/W59/H29mm
(L6.69/W2.32/H1.14in)

KKDL-02 DALI
visDIM dimmable sub-controller
(4 x 8A max @ 12-36V)



IP20
Plastic housing
L166/W53.4/H23mm
(L6.54/W2.10/H0.91in)

KKDL-03 DALI
visDIM dimmable sub-controller
(4 x 5A max @ 12-36V)



FX Driver/PSU Options



AVAILABLE PSU OPTIONS

Control Mode	PSU (Order Code)	Input Voltage AC	Output Voltage DC	Rated Output Current	Rated Power	Dim %	IP Rating
Switched	CEN-60-24	90-295V	24V	2.5A	60W	-	IP67
	HLG-60H-24	90-305V	24V	2.5A	60W	-	IP67
	HLG-100H-24	90-305V	24V	4.0A	100W	-	IP67
	HLG-150H-24	90-305V	24V	6.3A	150W	-	IP67
	HLG-240H-24	90-305V	24V	10A	240W	-	IP67
0-10V (1-10V)	PWM-40-24	90-305V	24V	1.67A	40W	100-0.15 (100-10)	IP67
	PWM-60-24	90-305V	24V	2.5A	60W	100-0.15 (100-10)	IP67
	PWM-90-24	90-305V	24V	3.67A	90W	100-0.15 (100-10)	IP67
	PWM-120-24	90-305V	24V	5.0A	120W	100-0.15 (100-10)	IP67
DALI	LIN100A1	120-277V	24V	1A per channel	100W	100-0.1	IP66/IP40
DMX RGB	LIN100A1	120-277V	24V	1.33A per channel	100W	100-0.1	IP66/IP40
DMX RGBW	LIN100A1	120-277A	24V	1A per channel	100W	100-0.1	IP66/IP40

Flicker Free Options - Combination of PSU+ sub-controller

Control Mode	PSU (Order Code)	Sub-controller (Order Code)	Input Voltage AC	Output Voltage DC	Rated Output Current	Rated Power	Dim %	IP Rating PSU/ Sub-controller
0-10V or 1-10V	CEN-60-24	KKDM-06	90-295V	24V	2.5A	60W	100-0.9	IP67/IP20
	HLG-60H-24	KKDM-06	90-295V	24V	2.5A	60W	100-0.9	IP67/IP20
	HLG-100H-24	KKDM-06	90-295V	24V	4.0A	100W	100-0.9	IP67/IP20
	HLG-150H-24	KKDM-06	90-295V	24V	6.3A	150W	100-0.9	IP67/IP20
	HLG-240H-24	KKDM-06	90-295V	24V	10.0A	240W	100-0.9	IP67/IP20
DALI	CEN-60-24	KKDL-02/03	90-295V	24V	2.5A	60W	100-0.1	IP67/IP20
	HLG-60H-24	KKDL-02/03	90-305V	24V	2.5A	60W	100-0.1	IP67/IP20
	HLG-100H-24	KKDL-02/03	90-305V	24V	4.0A	100W	100-0.1	IP67/IP20
	HLG-150H-24	KKDL-02/03	90-305V	24V	6.3A	150W	100-0.1	IP67/IP20
	HLG-240H-24	KKDL-02/03	90-305V	24V	10.0A	240W	100-0.1	IP67/IP20
DMX RGB	CEN-60-24	KKSC-05	90-295V	24V	2.5A	60W	100-0.9	IP67/IP20
	HLG-60H-24	KKSC-05	90-305V	24V	2.5A	60W	100-0.9	IP67/IP20
	HLG-100H-24	KKSC-05	90-305V	24V	4A	100W	100-0.9	IP67/IP20
	HLG-150H-24	KKSC-05	90-305V	24V	6.3A	150W	100-0.9	IP67/IP20
	HLG-240H-24	KKSC-05	90-305V	24V	10.0A	240W	100-0.9	IP67/IP20

¹ The items shown above cover the most frequently used specification but does not exhaust the possible options

² PSU and/or driver can be chosen from the table, or KKDC may recommend the best option upon receipt of the controls requirement and installation environment

³ Electrical shop drawing will include detailed information of PSU and relevant control drivers

⁴ Cut sheets are available on the controls section of www.kkdc.lighting or upon request